

A person wearing a brown t-shirt, brown pants, and a grey and white knit beanie is climbing a rock face. They are using climbing gear, including ropes and carabiners. The rock face is textured and has a warm, golden-brown color. The person is looking down and to the right, focused on their climb.

BLUEMEDICAL

SUMMIT

CTO CATHETER

Cross


SUMMIT

CTO CATHETER

PTCA Balloon Catheter

Chronic Total Occlusions are today's toughest challenge which physicians are facing, the severely stenosed vessels need dedicated treatment and products.

SUMMIT PTCA Balloon Catheter is the ultimate assistant for the physician in the treatment of CTO lesions. The supreme balloon technology ensures crossing the lesion with confidence.



SUMMIT

CTO CATHETER

PTCA Balloon Catheter

Cross

Ultimate tracking

- Lowest guide wire friction on the market
- Long catheter design reaches all the way (154 cm usable length)

Unsurpassed Push

- Optimized new lumen materials combine flexibility with required push stiffness
- PoleVault™ kink resistant hypo tube
- Hydrophillic coating all the way to the tip including balloon area
- New stiffening wire configuration enabling higher pushability



Cross

- Tight tip track over the guide wire
- Tip entry profile 0.016" (0.40mm)
- Balloon profile distal 0.024" (0.62mm) ;
- Tip and balloon profiles designed in wig shape

Inflate and finish safely

- Low inflation and deflation time
- Rated burst 15 atm





BALLOON CATHETER COMPLIANCE CHART

Pressure (bar)*	Ø 1.1 (mm)	Ø 1.25 (mm)	Ø 1.5 (mm)
4 NP	1.10	1.25	1.50
5	1.14	1.28	1.52
6	1.18	1.33	1.57
7	1.22	1.36	1.60
8	1.27	1.40	1.63
9	1.30	1.43	1.66
10	1.33	1.46	1.68
11	1.35	1.48	1.70
12	1.37	1.50	1.72
13	1.40	1.52	1.73
14	1.42	1.54	1.75
15 RBP	1.45	1.56	1.77
16	1.49	1.59	1.79
17	1.53	1.62	1.81
18	1.57	1.65	1.83
19	1.61	1.68	1.85
20	1.64	1.71	1.87

NP: Nominal Pressure **RBP:** Rated Burst Pressure. Do not exceed

*1 bar = 100kPa



TECHNICAL DATA



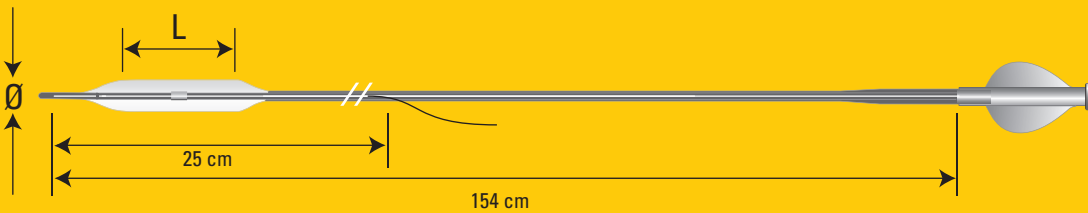
Nominal Pressure:	4 bar
Rated Burst Pressure:	15 bar
Balloon material:	Silky-semi-compliant polyamide for controlled dimensions
Folding:	2-folds
Guiding catheter compatibility:	5F (min ID 0.056"/1.42 mm)
Guide wire compatibility:	max 0.014" (0.36 mm)
Catheter type:	Rapid Exchange
Proximal shaft:	1.9F (0.64 mm)
Distal shaft:	2.6F (0.86 mm)
Lesion entry profile:	0.016" (0.40 mm)
Usable Catheter Length:	154 cm
Deflation time:	~ 1 seconds
Tapered tip:	3 mm
Catheter coating:	Hydrophilic coating



ORDER NUMBERS

		Diameter (mm)		
Length (mm)	∅	1.10	1.25	1.50
	10		Sum1110	Sum1210
15		Sum1115	Sum1215	Sum1515
20		Sum1120	Sum1220	Sum1520

ORDER NUMBER Description: SUM DDLL (D=Diameter, L=Length)



BLUEMEDICAL

BLUE MEDICAL DEVICES B.V., PANOVENWEG 7, 5708 HR HELMOND, THE NETHERLANDS
 PHONE: +31 (0)492 58 89 00, FAX: +31 (0)492 58 89 09, E-MAIL: CS@BLUEMEDICAL.COM, WWW.BLUEMEDICAL.COM

Indications, contraindications, warnings and instruction for use can be found in the product labeling.
 CAUTION: restricted to sale by or on the order of a physician

X359.0001.03 02/2015